



City of Farmington  
354 W. Main Street  
P.O. Box 150  
Farmington, AR 72730  
479-267-3865  
479-267-3805 (fax)

**CITY COUNCIL AGENDA**  
**September 12, 2016**

A regular meeting of the Farmington City Council will be held on  
Monday, September 12, 2016 at 6:00 p.m.  
City Hall  
354 W. Main Street, Farmington, Arkansas.

1. Call to Order – Mayor Ernie Penn
2. Roll Call – City Clerk Kelly Penn
3. Pledge of Allegiance
4. Comments from Citizens – the Council will hear brief comments at this time from citizens. No action will be taken. All comments will be taken under advisement.
5. Approval of the minutes - August 8, 2016 City Council Minutes
6. Financial Reports
7. Entertain a motion to read all ordinances and resolutions by title only.
8. Proclamations, special announcements, committee/commission appointments.
9. Committee Reports
  - a. Street Committee
  - b. City Beautification Committee
  - c. Economic Development Committee
  - d. Park & Recreation Committee
  - e. Finance Committee
  - f. Historic Preservation Committee
10. Items to be removed from City of Farmington Inventory - None

**NEW BUSINESS**

11. Resolution 2016-04 – A resolution pursuant to Arkansas code annotated § 14-56-306(b) to acknowledge that rezoning petition RZN 16-5508: rezone (north loop of Colfax Loop/The Coves SD, Ph. III, 555 being proposed in Fayetteville, Arkansas, to rezone certain properties which adjoin the City of Farmington and will not adversely impact the adjoined land within the City of Farmington.

12. Approval to advertise a request for qualification for consultant (architect and engineer) for the public works building.

13. Request permission for the Mayor to negotiate sale of city properties (old library and street department).

**INFORMATIONAL ITEMS:**

- A. City Business Manager Report
- B. Fire Department Report
- C. Police Department Report
- D. Building/Public Works Report
- E. Library Report
- F. Planning Commission Minutes

## **Minutes of the Regular Farmington City Council Meeting August 8, 2016**

The regular meeting of the Farmington City Council scheduled for Monday August 8, 2016 was called to order at 6:00 pm by Mayor Ernie Penn. City Clerk Kelly Penn called the roll and the following Aldermen answered to their names: Patsy Pike, Sherry Mathews, Keith Lipford, Linda Bell, Brenda Cunningham, Bobby Morgan, Diane Bryant and Shelly Parsley. Also present was City Attorney Tennant, City Business Manager McCarville absent.

Mayor Penn led the Pledge of Allegiance.

**Comments from Citizens** – Lelia Moore, a resident on Giles Road asked that something be done about Giles road. She advised that the road is slick when it rains and too many people are running off in the ditch.

Dr. Tim O’Neil addressed the council regarding the problem emergency vehicles could encounter on Rheas Mill Road and Double Springs Road when school starts from the back up from people picking their kids up that are waiting in line and blocking traffic. The city and the school need to get on the same page and fix the issue because the road is impassable for emergency vehicles.

### **Approval of the minutes for the July 11, 2016 regular meeting of the city council.**

On the motion of Alderman Bryant and seconded by Alderman Lipford and by the consent of all members present, the minutes for the meeting were approved as presented.

**Financial Reports** – City Clerk Penn advised that city sales tax was up \$3,698.72, county sales tax was up \$5095.18 for a total increase of \$8793.90.

### **Entertain a motion to read all Ordinances and Resolutions by title only**

On the motion of Alderman Cunningham and seconded by Alderman Lipford by the consent of all members present, the motion was approved.

**Proclamations, Special Announcements, Committee/Commission Appointments.** City Clerk Penn advised election packets are available at City Hall for pickup, all position 1 seats will be 4 year terms this election cycle. The last day to file is August 19, 2016, the last day to accept petitions at city hall will be August 17<sup>th</sup>. Mayor Penn advised that there will be a council work session on August, 29<sup>th</sup> at 5:30 at City Hall, topics for discussion will be the public works building and they highway 170 project.

### **Committee Reports**

**Street Committee-** Alderman Morgan advised the sidewalk project was completed.

**Economic Development Committee** – Written Report included in packet.

**Items to be removed from City of Farmington Inventory** – A motion was made by Alderman Bell and seconded by Alderman Morgan to remove the 2 desk chairs, tag numbers #0999 and #0994 from the Police Department Inventory. It was approved by all those present.

**Old Business – None**

**New Business**

**Ordinance 2016-05 An Ordinance rezoning property containing approximately .75 acres on Jimmy Devault Road from R-1, single family residential district, to R-O, residential office district, as requested by Dr. Tim O'Neil**

A motion was made by Alderman Bryant and seconded by Alderman Lipford to suspend the rule requiring the reading of an ordinance in full on 3 different dates be suspended and that ordinance 2016-05 is to be read by title only one time. It was approved by all those present. City Attorney Tennant read Ordinance 2016-05 by title only. Mayor Penn asked shall the Ordinance Pass? It was approved by all those present. A motion was made to approve the Emergency Clause by Alderman Morgan and seconded by Alderman Bryant, it was approved by all those present.

**Change Order Approval for South Appleby & Drain Road Project**

A motion was made by Alderman Bell and seconded by Alderman Cunningham to approve the change order in the amount of \$45,918.40 from Jorgensen & Associates. It was approved by all those present.

There being no further business to come before the council and on the motion of Alderman Bell and seconded by Alderman Lipford and by the consent of all members present, the meeting adjourned at 6:25 pm until the next regularly scheduled meeting to be held Monday September 12, 2016 at 6:00 pm, in the City Council Chambers in City Hall, located at 354 West Main Street, Farmington, Arkansas.

Approved;

\_\_\_\_\_

Mayor Ernie Penn

\_\_\_\_\_

City Clerk Kelly Penn

**GENERAL FUND**  
**SALES TAX REPORT**  
**08/01/16 to 08/31/16**

---

	<b>Aug 2016</b>	<b>Aug 2015</b>
	<b>Aug 2016</b>	<b>Aug 2015</b>
	<b>Actual</b>	<b>Actual</b>
<b>Revenue</b>		
ALCOHOL SALES TAX	183.20	234.05
CITY SALES TAX REVENUES	44,044.31	41,582.09
SALES TAX - OTHER	91,678.49	89,819.88
STREET CITY SALES TAX	14,681.43	13,860.70
<b>Total Revenue</b>	<b>\$150,587.43</b>	<b>\$145,496.72</b>
<b>Total Gross Profit</b>	<b>\$150,587.43</b>	<b>\$145,496.72</b>
<b>Total Net Income (Loss) From Operations</b>	<b>\$150,587.43</b>	<b>\$145,496.72</b>
<b>Total Net Income (Loss)</b>	<b>\$150,587.43</b>	<b>\$145,496.72</b>

**GENERAL FUND**  
**Balance Sheet**  
**08/31/16**

---

Book Value  
Aug 2016  
Actual

---

**Assets**

**Current Assets**

**Cash**

CATASTROPHIC MONEY MARKET	136,417.99
GENERAL FUND CHECKING ACCT	601,024.42
GENERAL FUND MONEY MARKET	2,777,762.06
<b>Total Current Assets</b>	<b><u>\$3,515,204.47</u></b>
<b>Total Assets</b>	<b><u>\$3,515,204.47</u></b>

**Fund Balance**

**Suplus Carryover**

CY SURPLUS (DEFICIT)	1,595,818.13
FUND BALANCE	1,919,386.34
<b>Total Fund Balance</b>	<b><u>\$3,515,204.47</u></b>
<b>Total Liabilities and Equity</b>	<b><u>\$3,515,204.47</u></b>

GENERAL FUND

Statement of Revenue and Expenditures

	Year-To-Date	Year-To-Date	Year-To-Date	Annual Budget	Annual Budget
	Jan 2016	Jan 2016	Jan 2016	Jan 2016	Jan 2016
	Actual	Budget	Variance	Dec 2016	Dec 2016
<b>Revenue &amp; Expenditures</b>					
<b>GENERAL REVENUES</b>					
<b>Revenue</b>					
ACCIDENT REPORT REVENUES	680.00	400.00	280.00	600.00	80.00
ACT 833	10,050.82	11,333.36	(1,282.54)	17,000.00	(6,949.18)
ALCOHOL SALES TAX	1,970.80	1,518.64	452.16	2,278.00	(307.20)
ANIMAL CONTROL REVENUES	1,875.00	1,666.68	208.32	2,500.00	(625.00)
BUILDING INSPECTION FEES	89,767.00	40,000.00	49,767.00	60,000.00	29,767.00
BUSINESS LICENSES	4,450.00	3,333.36	1,116.64	5,000.00	(550.00)
CITY COURT FINES	27,016.09	32,000.00	(4,983.91)	48,000.00	(20,983.91)
CITY SALES TAX REVENUES	331,493.01	327,971.32	3,521.69	491,957.00	(160,463.99)
COUNTY TURNBACK	266,158.16	266,666.64	(508.48)	400,000.00	(133,841.84)
DEVELOPMENT FEES	9,738.00	4,666.64	5,071.36	7,000.00	2,738.00
FRANCHISE FEES	241,423.53	233,333.36	8,090.17	350,000.00	(108,576.47)
GARAGE SALE PERMITS	2,050.00	2,000.00	50.00	3,000.00	(950.00)
GRANTS	38,530.00	0.00	38,530.00	0.00	38,530.00
INTEREST REVENUES	1,726.20	1,333.36	392.84	2,000.00	(273.80)
MISCELLANEOUS REVENUES	22,636.38	800.00	21,836.38	1,200.00	21,436.38
PARK RENTAL	820.00	800.00	20.00	1,200.00	(380.00)
SALES TAX - OTHER	724,194.07	701,304.00	22,890.07	1,051,956.00	(327,761.93)
SPORTS COMPLEX FEES	51,209.20	33,333.32	17,875.88	50,000.00	1,209.20
SRO REIMBURSEMENT REVENUES	24,091.81	23,333.36	758.45	35,000.00	(10,908.19)
STATE TURNBACK	69,368.26	66,666.64	2,701.62	100,000.00	(30,631.74)
<b>Revenue</b>	<b>\$1,919,248.33</b>	<b>\$1,752,460.68</b>	<b>\$166,787.65</b>	<b>\$2,628,691.00</b>	<b>(\$709,442.67)</b>
<b>Gross Profit</b>	<b>\$1,919,248.33</b>	<b>\$1,752,460.68</b>	<b>\$0.00</b>	<b>\$2,628,691.00</b>	<b>\$0.00</b>
<b>Revenue Less Expenditures</b>	<b>\$1,919,248.33</b>	<b>\$1,752,460.68</b>	<b>\$0.00</b>	<b>\$2,628,691.00</b>	<b>\$0.00</b>
<b>Net Change in Fund Balance</b>	<b>\$1,919,248.33</b>	<b>\$1,752,460.68</b>	<b>\$0.00</b>	<b>\$2,628,691.00</b>	<b>\$0.00</b>

GENERAL FUND

Statement of Revenue and Expenditures

ADMINISTRATIVE DEPT

	Year-To-Date	Year-To-Date	Year-To-Date	Annual Budget	Annual Budget
	Jan 2016	Jan 2016	Jan 2016	Jan 2016	Jan 2016
	Aug 2016	Aug 2016	Aug 2016	Dec 2016	Dec 2016
	Actual	Budget	Variance		Variance
<b>Expenses</b>					
ADDITIONAL SERVICES EXPENSE	73,573.79	123,333.36	(49,759.57)	185,000.00	(111,426.21)
ADVERTISING EXPENSE	1,676.32	3,333.36	(1,657.04)	5,000.00	(3,323.68)
BUILDING MAINT & CLEANING	105,659.61	26,666.64	78,992.97	40,000.00	65,659.61
CAPITAL IMPROVEMENT	128,903.10	0.00	128,903.10	0.00	128,903.10
GRANT EXPENSE	8,852.89	0.00	8,852.89	0.00	8,852.89
INSURANCES EXPENSE	8,615.52	20,437.36	(11,821.84)	30,656.00	(22,040.48)
LEGAL FEES	6,488.85	6,666.64	(177.79)	10,000.00	(3,511.15)
MATERIALS & SUPPLIES EXPENSE	5,471.52	14,666.64	(9,195.12)	22,000.00	(16,528.48)
MISCELLANEOUS EXPENSE	24,192.89	1,333.36	22,859.53	2,000.00	22,192.89
NEW EQUIPMENT PURCHASE	19,186.40	10,666.64	8,519.76	16,000.00	3,186.40
PAYROLL EXP - CITY ATTRNY	15,726.81	21,450.00	(5,723.19)	32,175.00	(16,448.19)
PAYROLL EXP - ELECTED OFFICIA	55,187.30	55,666.64	(479.34)	83,500.00	(28,312.70)
PAYROLL EXP - REGULAR	138,205.70	157,628.68	(19,422.98)	236,443.00	(98,237.30)
PLANNING COMMISSION	7,520.68	12,933.36	(5,412.68)	19,400.00	(11,879.32)
POSTAGE EXPENSE	582.28	2,666.64	(2,084.36)	4,000.00	(3,417.72)
PROFESSIONAL SERVICES	30,239.70	27,666.64	2,573.06	41,500.00	(11,260.30)
REPAIR & MAINT - OFFICE EQUIP	857.65	3,333.36	(2,475.71)	5,000.00	(4,142.35)
TECHNICAL SUPPORT	544.90	7,333.36	(6,788.46)	11,000.00	(10,455.10)
TRAVEL, TRAINING & MEETINGS	2,823.54	10,000.00	(7,176.46)	15,000.00	(12,176.46)
UTILITIES EXPENSES	32,229.92	33,333.36	(1,103.44)	50,000.00	(17,770.08)
<b>Expenses</b>	<b>\$666,539.37</b>	<b>\$539,116.04</b>	<b>\$127,423.33</b>	<b>\$808,674.00</b>	<b>(\$142,134.63)</b>
<b>Revenue Less Expenditures</b>	<b>(\$666,539.37)</b>	<b>(\$539,116.04)</b>	<b>\$0.00</b>	<b>(\$808,674.00)</b>	<b>\$0.00</b>
<b>Net Change in Fund Balance</b>	<b>(\$666,539.37)</b>	<b>(\$539,116.04)</b>	<b>\$0.00</b>	<b>(\$808,674.00)</b>	<b>\$0.00</b>



GENERAL FUND

Statement of Revenue and Expenditures

	Year-To-Date	Year-To-Date	Year-To-Date	Annual Budget	Annual Budget
	Jan 2016 Aug 2016 Actual	Jan 2016 Aug 2016 Budget	Jan 2016 Aug 2016 Variance	Jan 2016 Dec 2016	Jan 2016 Dec 2016 Variance
<b>ANIMAL CONTROL DEPT</b>					
<b>Expenses</b>					
FUEL EXPENSES	650.78	1,633.36	(982.58)	2,450.00	(1,799.22)
MATERIALS & SUPPLIES EXPENSE	464.07	400.00	64.07	600.00	(135.93)
NEW EQUIPMENT PURCHASE	0.00	533.36	(533.36)	800.00	(800.00)
PAYROLL EXP - REGULAR	35,501.72	36,099.36	(597.64)	54,149.00	(18,647.28)
PROFESSIONAL SERVICES	4,683.00	12,643.36	(7,960.36)	18,965.00	(14,282.00)
REPAIR & MAINT - EQUIPMENT	46.65	1,042.00	(995.35)	1,563.00	(1,516.35)
TRAVEL, TRAINING & MEETINGS	0.00	333.36	(333.36)	500.00	(500.00)
UNIFORMS/GEAR EXPENSE	500.00	485.36	14.64	728.00	(228.00)
	<b>\$41,846.22</b>	<b>\$53,170.16</b>	<b>(\$11,323.94)</b>	<b>\$79,755.00</b>	<b>(\$37,908.78)</b>
Revenue less Expenditures	(\$41,846.22)	(\$53,170.16)	\$0.00	(\$79,755.00)	\$0.00
Net Change in Fund Balance	(\$41,846.22)	(\$53,170.16)	\$0.00	(\$79,755.00)	\$0.00

GENERAL FUND

Statement of Revenue and Expenditures

	Year-To-Date Jan 2016 Aug 2016 Actual	Year-To-Date Jan 2016 Aug 2016 Budget	Year-To-Date Jan 2016 Aug 2016 Variance	Annual Budget Jan 2016 Dec 2016	Annual Budget Jan 2016 Dec 2016 Variance
<b>BUILDING PERMIT DEPT</b>					
<b>Expenses</b>					
FUEL EXPENSES	1,003.50	2,333.36	(1,329.86)	3,500.00	(2,496.50)
MATERIALS & SUPPLIES EXPENSE	165.55	1,000.00	(834.45)	1,500.00	(1,334.45)
PAYROLL EXP - REGULAR	52,581.90	51,869.36	712.54	77,804.00	(25,222.10)
REPAIR & MAINT - EQUIPMENT	53.42	1,000.00	(946.58)	1,500.00	(1,446.58)
TRAVEL, TRAINING & MEETINGS	2,736.94	2,322.00	414.94	3,483.00	(746.06)
UNIFORMS/GEAR EXPENSE	629.95	500.00	129.95	750.00	(120.05)
<b>Expenses</b>	<b>\$57,171.26</b>	<b>\$59,024.72</b>	<b>(\$1,853.46)</b>	<b>\$88,537.00</b>	<b>(\$31,365.74)</b>
<b>Revenue Less Expenditures</b>	<b>(\$57,171.26)</b>	<b>(\$59,024.72)</b>	<b>\$0.00</b>	<b>(\$88,537.00)</b>	<b>\$0.00</b>
<b>Net Change in Fund Balance</b>	<b>(\$57,171.26)</b>	<b>(\$59,024.72)</b>	<b>\$0.00</b>	<b>(\$88,537.00)</b>	<b>\$0.00</b>

GENERAL FUND

Statement of Revenue and Expenditures

	Year-To-Date	Year-To-Date	Year-To-Date	Annual Budget	Annual Budget
	Jan 2016	Jan 2016	Jan 2016	Jan 2016	Jan 2016
	Actual	Budget	Variance	Dec 2016	Dec 2016
<b>FIRE DEPT</b>					
<b>Expenses</b>					
FUEL EXPENSES	2,761.10	5,333.36	(2,572.26)	8,000.00	(5,238.90)
HAZMAT EXPENSES	2,270.12	1,600.00	670.12	2,400.00	(129.88)
MATERIALS & SUPPLIES EXPENSE	4,860.14	5,000.00	(139.86)	7,500.00	(2,639.86)
MISCELLANEOUS EXPENSE	0.00	333.32	(333.32)	500.00	(500.00)
NEW EQUIPMENT PURCHASE	0.00	3,485.32	(3,485.32)	5,228.00	(5,228.00)
PAYROLL EXP - REGULAR	178,961.30	188,853.36	(9,892.06)	283,280.00	(104,318.70)
REPAIR & MAINT - EQUIPMENT	2,996.01	2,000.00	996.01	3,000.00	(3.99)
REPAIR & MAINT - TRUCK	3,454.61	3,333.36	121.25	5,000.00	(1,545.39)
TRAVEL, TRAINING & MEETINGS	2,540.04	2,666.64	(126.60)	4,000.00	(1,459.96)
UNIFORMS/GEAR EXPENSE	1,565.11	7,441.36	(5,876.25)	11,162.00	(9,596.89)
<b>Expenses</b>	<b>\$199,408.43</b>	<b>\$220,046.72</b>	<b>(\$20,638.29)</b>	<b>\$330,070.00</b>	<b>(\$130,661.57)</b>
Revenue Less Expenditures	(\$199,408.43)	(\$220,046.72)	\$0.00	(\$330,070.00)	\$0.00
Net Change in Fund Balance	(\$199,408.43)	(\$220,046.72)	\$0.00	(\$330,070.00)	\$0.00

GENERAL FUND

Statement of Revenue and Expenditures

	Year-To-Date Jan 2016 Aug 2016 Actual	Year-To-Date Jan 2016 Aug 2016 Budget	Year-To-Date Jan 2016 Aug 2016 Variance	Annual Budget Jan 2016 Dec 2016	Annual Budget Jan 2016 Dec 2016 Variance
<b>LAW ENFORCE - COURT</b>					
<b>Expenses</b>					
MATERIALS & SUPPLIES EXPENSE	458.11	733.32	(275.21)	1,100.00	(641.89)
MISCELLANEOUS EXPENSE	0.00	266.64	(266.64)	400.00	(400.00)
NEW EQUIPMENT PURCHASE	0.00	2,000.00	(2,000.00)	3,000.00	(3,000.00)
PAYROLL EXP - REGULAR	91,929.46	68,833.36	23,096.10	103,250.00	(11,320.54)
SPECIAL COURT COSTS	0.00	4,333.32	(4,333.32)	6,500.00	(6,500.00)
TRAVEL, TRAINING & MEETINGS	0.00	1,300.00	(1,300.00)	1,950.00	(1,950.00)
<b>Expenses</b>	<b>\$92,387.57</b>	<b>\$77,466.64</b>	<b>\$14,920.93</b>	<b>\$116,200.00</b>	<b>(\$23,812.43)</b>
Revenue Less Expenditures	(\$92,387.57)	(\$77,466.64)	\$0.00	(\$116,200.00)	\$0.00
Net Change in Fund Balance	(\$92,387.57)	(\$77,466.64)	\$0.00	(\$116,200.00)	\$0.00

GENERAL FUND

Statement of Revenue and Expenditures

	Year-To-Date	Year-To-Date	Year-To-Date	Annual Budget	Annual Budget
	Jan 2016	Jan 2016	Jan 2016	Jan 2016	Jan 2016
	Aug 2016	Aug 2016	Aug 2016	Dec 2016	Dec 2016
	Actual	Budget	Variance		Variance
<b>LAW ENFORCE - POLICE</b>					
<b>Expenses</b>					
BREATHALYZER EXPENSES	369.72	533.36	(163.64)	800.00	(430.28)
DRUG TASK FORCE	0.00	1,333.32	(1,333.32)	2,000.00	(2,000.00)
FUEL EXPENSES	15,417.73	25,000.00	(9,582.27)	37,500.00	(22,082.27)
MATERIALS & SUPPLIES EXPENSE	22,644.39	21,262.64	1,381.75	31,894.00	(9,249.61)
MISCELLANEOUS EXPENSE	11.00	666.64	(655.64)	1,000.00	(989.00)
NEW EQUIPMENT PURCHASE	31,784.71	18,000.00	13,784.71	27,000.00	4,784.71
PAYROLL EXP - REGULAR	462,368.14	484,167.36	(21,799.22)	726,251.00	(263,882.86)
PAYROLL EXP - SRO	43,897.83	47,040.00	(3,142.17)	70,560.00	(26,662.17)
REPAIR & MAINT - AUTOMOBILES	12,916.56	10,666.64	2,249.92	16,000.00	(3,083.44)
REPAIR & MAINT - EQUIPMENT	1,517.78	2,000.00	(482.22)	3,000.00	(1,482.22)
TRAVEL, TRAINING & MEETINGS	335.00	6,333.36	(5,998.36)	9,500.00	(9,165.00)
UNIFORMS/GEAR EXPENSE	3,671.01	6,333.36	(2,662.35)	9,500.00	(5,828.99)
<b>Expenses</b>	<b>\$594,933.87</b>	<b>\$623,336.68</b>	<b>(\$28,402.81)</b>	<b>\$935,005.00</b>	<b>(\$340,071.13)</b>
<b>Revenue Less Expenditures</b>	<b>(\$594,933.87)</b>	<b>(\$623,336.68)</b>	<b>\$0.00</b>	<b>(\$935,005.00)</b>	<b>\$0.00</b>
<b>Net Change in Fund Balance</b>	<b>(\$594,933.87)</b>	<b>(\$623,336.68)</b>	<b>\$0.00</b>	<b>(\$935,005.00)</b>	<b>\$0.00</b>

GENERAL FUND

Statement of Revenue and Expenditures

	Year-To-Date Jan 2016 Aug 2016 Actual	Year-To-Date Jan 2016 Aug 2016 Budget	Year-To-Date Jan 2016 Aug 2016 Variance	Annual Budget Jan 2016 Dec 2016	Annual Budget Jan 2016 Dec 2016 Variance
<b>LIBRARY</b>					
<b>Expenses</b>					
LIBRARY TRANSFER	30,000.00	20,000.00	10,000.00	30,000.00	0.00
Expenses	\$30,000.00	\$20,000.00	\$10,000.00	\$30,000.00	\$0.00
Revenue Less Expenditures	(\$30,000.00)	(\$20,000.00)	\$0.00	(\$30,000.00)	\$0.00
Net Change in Fund Balance	(\$30,000.00)	(\$20,000.00)	\$0.00	(\$30,000.00)	\$0.00

GENERAL FUND

Statement of Revenue and Expenditures

	Year-To-Date	Year-To-Date	Year-To-Date	Annual Budget	Annual Budget
	Jan 2016	Jan 2016	Jan 2016	Jan 2016	Jan 2016
	Actual	Budget	Variance	Dec 2016	Dec 2016
<b>PARKS DEPT</b>					
<b>Expenses</b>					
FUEL EXPENSES	1,416.10	2,000.00	(583.90)	3,000.00	(1,583.90)
MATERIALS & SUPPLIES EXPENSE	2,028.41	3,333.32	(1,304.91)	5,000.00	(2,971.59)
MISCELLANEOUS EXPENSE	0.00	666.64	(666.64)	1,000.00	(1,000.00)
NEW EQUIPMENT PURCHASE	0.00	6,666.64	(6,666.64)	10,000.00	(10,000.00)
PAYROLL EXP - REGULAR	30,991.16	33,375.36	(2,384.20)	50,063.00	(19,071.84)
PAYROLL EXP - SPORTS COMPLEX	42,664.16	39,235.36	3,428.80	58,853.00	(16,188.84)
PROFESSIONAL SERVICES	395.00	2,066.64	(1,671.64)	3,100.00	(2,705.00)
REPAIR & MAINT - EQUIPMENT	4,239.06	3,333.36	905.70	5,000.00	(760.94)
SPORTS PARK FUEL	710.26	1,333.36	(623.10)	2,000.00	(1,289.74)
SPORTS PARK MATERIALS	13,067.22	10,666.64	2,400.58	16,000.00	(2,932.78)
SPORTS PARK NEW EQUIP	2,074.81	8,000.00	(5,925.19)	12,000.00	(9,925.19)
SPORTS PARK PROF SERV	25,340.25	23,333.36	2,006.89	35,000.00	(9,659.75)
SPORTS PARK REPAIR/MAINT	2,051.12	9,333.32	(7,282.20)	14,000.00	(11,948.88)
SPORTS PARK UNIFORMS	650.85	500.00	150.85	750.00	(99.15)
SPORTS PARK UTILITIES	10,377.41	13,956.00	(3,578.59)	20,934.00	(10,556.59)
UNIFORMS/GEAR EXPENSE	500.00	500.00	0.00	750.00	(250.00)
UTILITIES EXPENSES	1,770.01	2,000.00	(229.99)	3,000.00	(1,229.99)
<b>Expenses</b>	<b>\$138,275.82</b>	<b>\$160,300.00</b>	<b>(\$22,024.18)</b>	<b>\$240,450.00</b>	<b>(\$102,174.18)</b>
<b>Revenue Less Expenditures</b>	<b>(\$138,275.82)</b>	<b>(\$160,300.00)</b>	<b>\$0.00</b>	<b>(\$240,450.00)</b>	<b>\$0.00</b>
<b>Net Change in Fund Balance</b>	<b>(\$138,275.82)</b>	<b>(\$160,300.00)</b>	<b>\$0.00</b>	<b>(\$240,450.00)</b>	<b>\$0.00</b>

GENERAL FUND

Statement of Revenue and Expenditures

	Year-To-Date Jan 2016 Aug 2016 Actual	Year-To-Date Jan 2016 Aug 2016 Budget	Year-To-Date Jan 2016 Aug 2016 Variance	Annual Budget Jan 2016 Dec 2016	Annual Budget Jan 2016 Dec 2016 Variance
<b>TRANSFERS BETWEEN FUNDS</b>					
<b>Revenue</b>					
STREET CITY SALES TAX	110,454.93	0.00	110,454.93	0.00	110,454.93
STREET COUNTY TURNBACK	28,942.65	0.00	28,942.65	0.00	28,942.65
<b>Revenue</b>	<b>\$139,397.58</b>	<b>\$0.00</b>	<b>\$139,397.58</b>	<b>\$0.00</b>	<b>\$139,397.58</b>
<b>Gross Profit</b>	<b>\$139,397.58</b>	<b>\$0.00</b>	<b>\$0.00</b>	<b>\$0.00</b>	<b>\$0.00</b>
<b>Expenses</b>					
STREET CITY SALE TAX	110,454.93	0.00	110,454.93	0.00	110,454.93
STREET COUNTY TURNBACK	28,942.65	0.00	28,942.65	0.00	28,942.65
<b>Expenses</b>	<b>\$139,397.58</b>	<b>\$0.00</b>	<b>\$139,397.58</b>	<b>\$0.00</b>	<b>\$139,397.58</b>



GENERAL FUND

Statement of Revenue and Expenditures

	Year-To-Date Jan 2016 Aug 2016 Actual	Year-To-Date Jan 2016 Aug 2016 Budget	Year-To-Date Jan 2016 Aug 2016 Variance	Annual Budget Jan 2016 Dec 2016	Annual Budget Jan 2016 Dec 2016 Variance
<b>Fund Balances</b>					
Beginning Fund Balance	3,416,518.68	0.00	0.00	0.00	0.00
Net Change in Fund Balance	98,685.79	(0.28)	0.00	0.00	0.00
Ending Fund Balance	3,515,204.47	0.00	0.00	0.00	0.00

08/30/16  
10:24 AM

**GENERAL FUND**

**Statement of Revenue and Expenditures**

*Report Options*

Fund: GENERAL FUND  
Period: 01/01/16 to 08/31/16  
Detail Level: Level 1 Accounts  
Display Account Categories: No  
Display Subtotals: No  
Revenue Reporting Method: Actual - Budget  
Expense Reporting Method: Actual - Budget  
Budget: GENERAL FUND BUDGET

**STREET FUND**  
**Balance Sheet**  
**08/31/16**

---

**Book Value**  
**Aug 2016**  
**Actual**

---

**Assets**

**Current Assets**

**Cash**

STREET FUND CHECKING ACCT	222,941.51
<b>Total Current Assets</b>	<b>\$222,941.51</b>
<b>Total Assets</b>	<b>\$222,941.51</b>

**Fund Balance**

**Suplus Carryover**

CY SURPLUS (DEFICIT)	(463,709.03)
FUND BALANCE	686,650.54
<b>Total Fund Balance</b>	<b>\$222,941.51</b>
<b>Total Liabilities and Equity</b>	<b>\$222,941.51</b>

**STREET FUND**  
**Statement of Revenue and Expenditures**

	Year-To-Date Jan 2016 Aug 2016 Actual	Year-To-Date Jan 2016 Aug 2016 Budget	Year-To-Date Jan 2016 Aug 2016 Variance	Annual Budget Jan 2016 Dec 2016	Annual Budget Jan 2016 Dec 2016 Variance
<b>Revenue &amp; Expenditures</b>					
<b>Revenue</b>					
GRANTS	99,945.54	0.00	99,945.54	0.00	99,945.54
INTEREST REVENUES	51.26	66.64	(15.38)	100.00	(48.74)
MISCELLANEOUS REVENUES	636.00	66.64	569.36	100.00	536.00
STREET CITY SALES TAX	110,454.93	101,333.36	9,121.57	152,000.00	(41,545.07)
STREET COUNTY TURNBACK	28,942.65	26,666.64	2,276.01	40,000.00	(11,057.35)
STREET STATE TURNBACK	261,692.71	258,295.32	3,397.39	387,443.00	(125,750.29)
<b>Revenue</b>	<b>\$501,723.09</b>	<b>\$386,428.60</b>	<b>\$115,294.49</b>	<b>\$579,643.00</b>	<b>(\$77,919.91)</b>
<b>Gross Profit</b>	<b>\$501,723.09</b>	<b>\$386,428.60</b>	<b>\$0.00</b>	<b>\$579,643.00</b>	<b>\$0.00</b>
<b>Expenses</b>					
FUEL EXPENSES	3,270.95	6,000.00	(2,729.05)	9,000.00	(5,729.05)
INSURANCES EXPENSE	390.00	2,000.00	(1,610.00)	3,000.00	(2,610.00)
MATERIALS & SUPPLIES EXPENSE	12,152.13	8,666.64	3,485.49	13,000.00	(847.87)
MISCELLANEOUS EXPENSE	0.00	333.36	(333.36)	500.00	(500.00)
NEW EQUIPMENT PURCHASE	24,850.00	23,333.36	1,516.64	35,000.00	(10,150.00)
PAYROLL EXP - REGULAR	111,420.06	118,928.64	(7,508.58)	178,393.00	(66,972.94)
PROFESSIONAL SERVICES	220,263.37	13,333.36	206,930.01	20,000.00	200,263.37
REPAIR & MAINT - EQUIPMENT	2,476.12	6,666.64	(4,190.52)	10,000.00	(7,523.88)
STREET LIGHTS	32,734.83	66,666.64	(33,931.81)	100,000.00	(67,265.17)
STREET/ROAD REPAIRS	253,754.80	135,500.00	118,254.80	203,250.00	50,504.80
TRAVEL, TRAINING & MEETINGS	0.00	333.36	(333.36)	500.00	(500.00)
UNIFORMS/GEAR EXPENSE	1,878.94	1,333.36	545.58	2,000.00	(121.06)
UTILITIES EXPENSES	2,599.23	3,333.36	(734.13)	5,000.00	(2,400.77)
<b>Expenses</b>	<b>\$665,790.43</b>	<b>\$386,428.72</b>	<b>\$279,361.71</b>	<b>\$579,643.00</b>	<b>\$86,147.43</b>
<b>Revenue Less Expenditures</b>	<b>(\$164,067.34)</b>	<b>(\$0.12)</b>	<b>\$0.00</b>	<b>\$0.00</b>	<b>\$0.00</b>
<b>Net Change in Fund Balance</b>	<b>(\$164,067.34)</b>	<b>(\$0.12)</b>	<b>\$0.00</b>	<b>\$0.00</b>	<b>\$0.00</b>
<b>Fund Balances</b>					
Beginning Fund Balance	387,008.85	0.00	0.00	0.00	0.00
Net Change in Fund Balance	(164,067.34)	(0.12)	0.00	0.00	0.00
Ending Fund Balance	222,941.51	0.00	0.00	0.00	0.00

**LIBRARY FUND**  
**Balance Sheet**  
**08/31/16**

---

Book Value  
Aug 2016  
Actual

---

**Assets**

**Current Assets**

**Cash**

LIBRARY CHECKING ACCT	116,443.30
<b>Total Current Assets</b>	<b>\$116,443.30</b>
<b>Total Assets</b>	<b>\$116,443.30</b>

**Fund Balance**

**Suplus Carryover**

CY SURPLUS (DEFICIT)	71,882.58
FUND BALANCE	44,560.72
<b>Total Fund Balance</b>	<b>\$116,443.30</b>
<b>Total Liabilities and Equity</b>	<b>\$116,443.30</b>

**LIBRARY FUND**  
**Statement of Revenue and Expenditures**

	Year-To-Date Jan 2016 Aug 2016 Actual	Year-To-Date Jan 2016 Aug 2016 Budget	Year-To-Date Jan 2016 Aug 2016 Variance	Annual Budget Jan 2016 Dec 2016	Annual Budget Jan 2016 Dec 2016 Variance
<b>Revenue &amp; Expenditures</b>					
<b>Revenue</b>					
FINES/LOST ITEMS	3,424.33	2,000.00	1,424.33	3,000.00	424.33
INTEREST REVENUES	14.67	0.00	14.67	0.00	14.67
MISCELLANEOUS REVENUES	1,060.51	0.00	1,060.51	0.00	1,060.51
TRANS FROM GENERAL FUND	30,000.00	20,000.00	10,000.00	30,000.00	0.00
WASHINGTON CO LIBRARY REVE	82,957.00	96,266.68	(13,309.68)	144,400.00	(61,443.00)
<b>Revenue</b>	<b>\$117,456.51</b>	<b>\$118,266.68</b>	<b>(\$810.17)</b>	<b>\$177,400.00</b>	<b>(\$59,943.49)</b>
<b>Gross Profit</b>	<b>\$117,456.51</b>	<b>\$118,266.68</b>	<b>\$0.00</b>	<b>\$177,400.00</b>	<b>\$0.00</b>
<b>Expenses</b>					
BOOKS AND MEDIA	16,947.36	21,333.36	(4,386.00)	32,000.00	(15,052.64)
GRANT EXPENSE	529.57	0.00	529.57	0.00	529.57
INSURANCES EXPENSE	1,950.00	1,333.36	616.64	2,000.00	(50.00)
MATERIALS & SUPPLIES EXPENSE	6,303.40	4,666.64	1,636.76	7,000.00	(696.60)
MISCELLANEOUS EXPENSE	115.82	333.36	(217.54)	500.00	(384.18)
NEW EQUIPMENT PURCHASE	1,677.09	1,333.36	343.73	2,000.00	(322.91)
PAYROLL EXP - REGULAR	64,877.19	78,666.64	(13,789.45)	118,000.00	(53,122.81)
POSTAGE EXPENSE	110.45	200.00	(89.55)	300.00	(189.55)
PROGRAMS EXPENSE	728.49	666.64	61.85	1,000.00	(271.51)
REPAIR & MAINT - BUILDING	2,951.73	4,000.00	(1,048.27)	6,000.00	(3,048.27)
TECHNICAL SUPPORT	0.00	266.64	(266.64)	400.00	(400.00)
TRAVEL, TRAINING & MEETINGS	138.50	266.64	(128.14)	400.00	(261.50)
UTILITIES EXPENSES	4,802.94	5,200.00	(397.06)	7,800.00	(2,997.06)
<b>Expenses</b>	<b>\$101,132.54</b>	<b>\$118,266.64</b>	<b>(\$17,134.10)</b>	<b>\$177,400.00</b>	<b>(\$76,267.46)</b>
<b>Revenue Less Expenditures</b>	<b>\$16,323.97</b>	<b>\$0.04</b>	<b>\$0.00</b>	<b>\$0.00</b>	<b>\$0.00</b>
<b>Net Change in Fund Balance</b>	<b>\$16,323.97</b>	<b>\$0.04</b>	<b>\$0.00</b>	<b>\$0.00</b>	<b>\$0.00</b>
<b>Fund Balances</b>					
Beginning Fund Balance	100,119.33	0.00	0.00	0.00	0.00
Net Change in Fund Balance	16,323.97	0.04	0.00	0.00	0.00
Ending Fund Balance	116,443.30	0.00	0.00	0.00	0.00



354 W. Main Street  
P.O. Box 150  
Farmington, AR 72730  
479-267-3865  
479-267-3805 (fax)

## Memo

To: Farmington City Council  
Ernie Penn, Mayor  
Kelly Penn, City Clerk  
From: Melissa McCarville  
Re: Rezoning from the City of Fayetteville  
Date: September 7, 2016

### Recommendation

City staff recommends approval of this resolution. The requested zoning, Neighborhood Conservation, is compatible with the surrounding area.

### Background

State law requires that we approve a re-zoning that is adjacent to our city limits.

### Discussion

Rausch Coleman is continuing their development of the area immediately east of our city limits. This area was previously a planned unit development, but that designation expired. Because of the expiration of the previous zoning classification Rausch Coleman had to request zoning again. The Neighborhood Conservation zone has the least activity and a lower density than the other zones. Although Neighborhood Conservation is the most purely residential zone, it can have some mix of uses, such as civic buildings. Neighborhood Conservation serves to promote and protect neighborhood character. It should also be noted that the north 4.55 acres adjacent to Goose Creek was rezoned to Agricultural, essentially creating a natural buffer along the creek. This will be in addition to 5-10 acres of tree preservation area that will also be set aside.

### Budget Impact

There is no budget impact.

RESOLUTION NO. 2016-04

A RESOLUTION PURSUANT TO ARKANSAS CODE ANNOTATED § 14-56-306(b) TO ACKNOWLEDGE THAT REZONING PETITION RZN 16-5508: Rezone (NORTH OF COLFAX LOOP/THE COVES SD, PH. III, 555 BEING PROPOSED IN FAYETTEVILLE, ARKANSAS, TO REZONE CERTAIN PROPERTIES WHICH ADJOIN THE CITY OF FARMINGTON AND WILL NOT ADVERSELY IMPACT THE ADJOINED LAND WITHIN THE CITY OF FARMINGTON

WHEREAS, Ark. Code Ann. § 14-56-306(b) requires that when adjoining land within a boundary area between two cities is sought to be rezoned, the city council of the city in which the adjoining property is located must agree to any such rezoning; and

WHEREAS, the city council of the City of Farmington has determined that the rezoning from the expired Coves at Walnut Crossing R-PZD, Residential Planned Zoning District, to Neighborhood Conservation (NC), as recommended by the City of Fayetteville Planning Commission and Fayetteville City Council will not adversely impact the adjoined land within the City of Farmington.

NOW, THEREFORE, BE IT RESOLVED BY THE CITY COUNCIL OF THE CITY OF FARMINGTON, ARKANSAS

Section 1: That the city council of the City of Farmington, Arkansas hereby determines that the rezoning requested by the applicant, City of Fayetteville, as shown on the map attached as Exhibit "A", will not adversely impact the adjoined land within the City of Farmington and further hereby agrees to this proposed change in zoning of the applicant's lots.

PASSED AND APPROVED this 12<sup>th</sup> day of September, 2016.

Approved:

\_\_\_\_\_  
Mayor Ernie Penn

Attest:

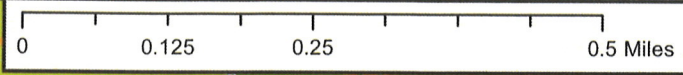
\_\_\_\_\_  
Kelly Penn, City Clerk



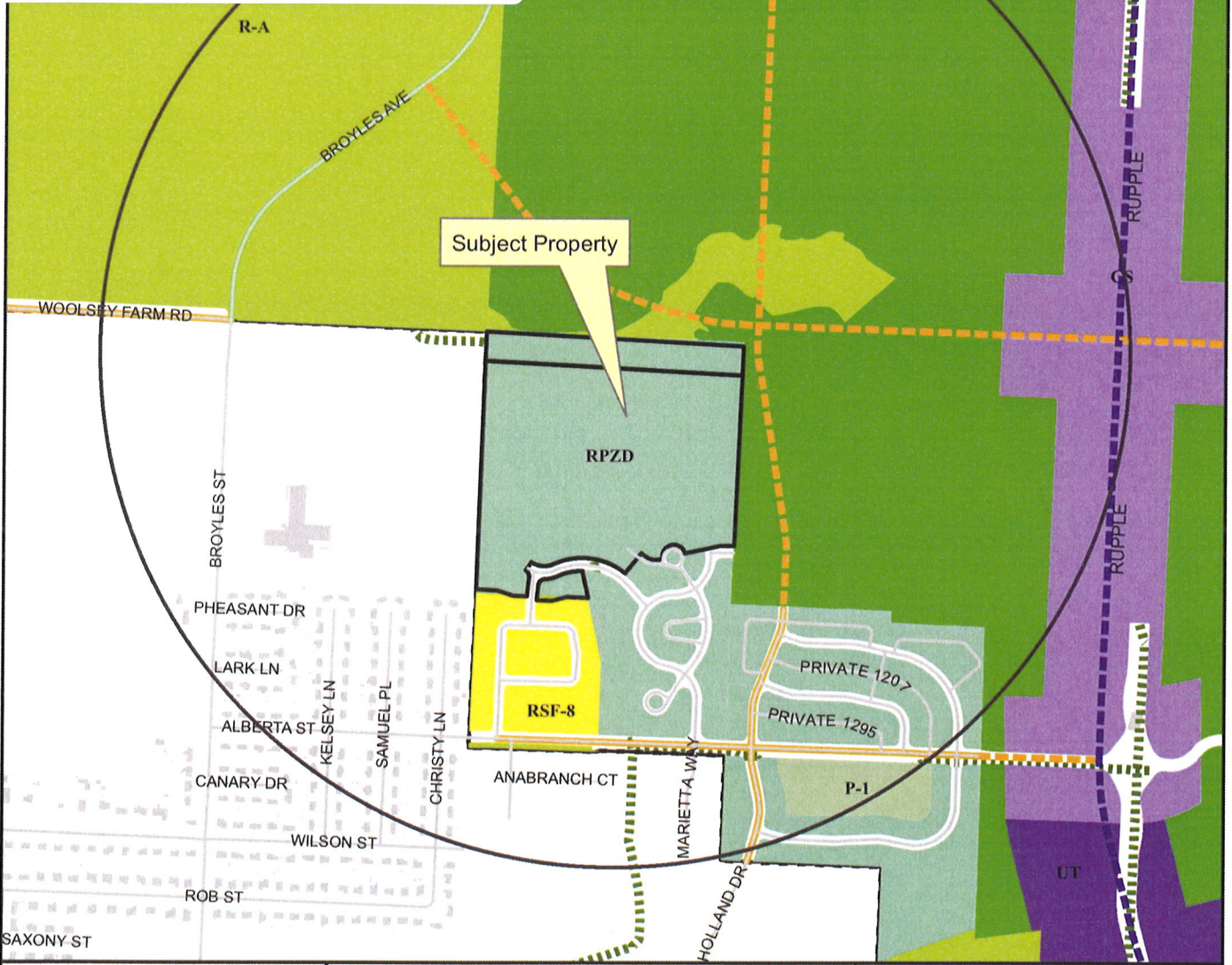
RZN 16-5508

One Mile View

# COVES - PH III

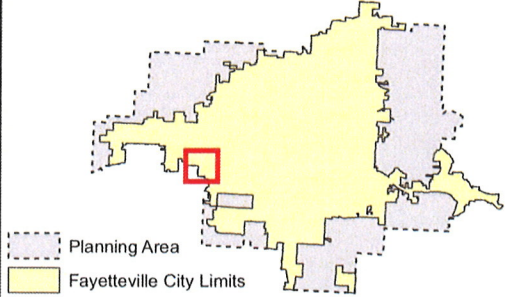


## Exhibit "A"



### Legend

- Planning Area
- Fayetteville City Limits
- Shared Use Paved Trail
- Trail (Proposed)
- Building Footprint



- Zoning**
- RESIDENTIAL SINGLE-FAMILY
    - Residential-Agricultural
    - RSF-5
    - RSF-1
    - RSF-2
    - RSF-4
    - RSF-7
    - RSF-8
    - RSF-15
  - RESIDENTIAL MULTI-FAMILY
    - RT-12 Residential Two and Three-family
    - RMF-6
    - RMF-12
    - RMF-18
    - RMF-24
    - RMF-40
  - INDUSTRIAL
    - I-1 Heavy Commercial and Light Industrial
    - I-2 General Industrial
- EXTRACTION**
- E-1
- COMMERCIAL**
- Residential-Office
  - C-1
  - C-2
  - C-3
- FORM BASED DISTRICTS**
- Downtown Core
  - Urban Thoroughfare
  - Main Street Center
  - Downtown General
  - Community Services
  - Neighborhood Services
  - Neighborhood Conservation
- PLANNED ZONING DISTRICTS**
- Commercial, Industrial, Residential
- INDUSTRIAL**
- P-1



354 W. Main Street  
P.O. Box 150  
Farmington, AR 72730  
479-267-3865  
479-267-3805 (fax)

## **Memo**

To: Farmington City Council  
Ernie Penn, Mayor  
Kelly Penn, City Clerk

From: Melissa McCarville

Re: Approval to advertise a request for qualification for consultant (architect and engineer) for the public works building.

Date: September 6, 2016

### **Recommendation**

Since the discussion at our work session in August, we would like to begin the process of acquiring consulting services in order to build a new public works building.

### **Background**

We have known for some time that our current public works building is undersized and out of date. We are in need of a new facility to better house our equipment and supplies and accommodate our employees.

### **Discussion**

At the time of the park discussion, we made building a facility for public works a top priority. In order to begin the project design we need to hire a consultant who can guide us through the process. This would be our first step. We would come back to you for approval of the consultant selection.

### **Budget Impact**

This is not a budgeted item and would have to come from reserves.



354 W. Main Street  
P.O. Box 150  
Farmington, AR 72730  
479-267-3865  
479-267-3805 (fax)

## **Memo**

To: Farmington City Council  
Ernie Penn, Mayor  
Kelly Penn, City Clerk  
From: Melissa McCarville  
Re: Request permission for the Mayor to negotiate sale of city properties (Old Library and Street Department).  
Date: September 7, 2016

### **Recommendation**

City staff recommends approval of this request to allow the Mayor authority to negotiate the details of the sale of these properties.

### **Background**

With beginning the process of building a new facility for the street department and the library having moved several years ago we want to sell these properties.

### **Discussion**

As we discussed at our work session; we have had some interest from various people asking about using the old library building. The street department facility would not be available until the new building is built but there is interest in that property also.

### **Budget Impact**

Unsure at this time.



354 W. Main Street  
P.O. Box 150  
Farmington, AR 72730  
479-267-3865  
479-267-3805 (fax)

City Business Manager Report  
September 2016  
City Council Meeting

- Rausch Coleman has all of the necessary approvals to move forward with the traffic signal at Holland and Hwy 62 (Main). They are in the process of bidding the project.
- It's that time of year again to make sure people are signed up for Code Red. If anyone has questions about it please have them call us at City hall.
- Go to <http://www.wemovearkansas.com/metroquest.html> to complete a survey for AHTD.
- Check out our Facebook page for some photos of citizens supporting our police department.
- Our new sound system is installed. We have not done any training yet.
- The Final Plat for Holland Crossing Duplexes is complete. Construction should begin soon.
- Congratulations to Jenna Swain for 5 year of service to the City of Farmington, this month!

*You have to do your own growing no matter how tall your grandfather was.  
~Abraham Lincoln*



**City of Farmington**  
**372 W. Main st.**  
**P.O. Box 150**  
**Farmington, AR 72730**

**Fire Department**  
**Chief Mark Cunningham**

**Phone 479-267-3338**  
**Fax 479-267-3302**

### **August 2016 Monthly Report for Mayor and City Council**

The Fire department responded to 75 calls during the month of August and that is still about average for the year, we have been in the seventies most of the year.

August was a hot month and we had several house fires, several car wrecks, and a lot of medical calls. Even though we had a lot of heat we were blessed with rain also that kept us in green grass, which in turn keeps the outside fires and brush fires down.

We have had a lot of different types of training going on and most of it being inside because of the heat, some of this included medical training when a football player gets injured since football is starting up. Also 3 minute drill in which you have to pull up and catch your hydrant, deploy your fire hose off the truck, and put the truck in pump gear and get water flowing from the hydrant to the truck and from the truck to the fire in less than 3 minutes, just to mention a few.

We did have one of our local businesses that sustained some damage after a fire this month. Razorback Muffler while putting on a muffler and caught a gas line on fire which quickly spread to the whole vehicle that was up on a rack. After getting the call we were there and extinguished the fire in minutes. There were only minor damage to the building and they were back in business in a few days.

The fire department is required to do flow test on our air pack every year and just completed these tests at the end of this month. All of the packs checked out in good shape after a few repairs to some of the packs.

Thank you as always for your continued support of the fire department;

Mark Cunningham  
Fire Chief

# Farmington Police Dept.

Tickets Issued by Officer and Month for 2016

9/1/2016 12:46:22 PM

Officer	Jan	Feb	Mar	Apr	May	Jun	Jul	Aug	Sep	Oct	Nov	Dec	Total
Bertorello, James	27	28	13	20	12	21	6	9	0	0	0	0	136
Bramall, Richard	0	0	0	1	0	0	1	0	0	0	0	0	2
Brotherton, James	20	33	46	31	20	25	17	18	0	0	0	0	210
Catron, Joshua	32	23	31	30	24	21	9	7	0	0	0	0	177
Collins, John	0	0	1	11	21	62	45	44	2	0	0	0	186
Hubbard, Brian	0	0	8	0	0	0	0	0	0	0	0	0	8
Kimball, Geoffrey	30	47	58	39	39	20	6	9	0	0	0	0	248
Long, Dustin	15	14	20	23	23	19	18	10	0	0	0	0	142
Parrish, Chad	0	0	0	0	0	5	0	1	0	0	0	0	6
Redfern, William	1	0	0	0	0	0	0	0	0	0	0	0	1
Thompson, Michael	0	3	2	1	1	3	0	3	0	0	0	0	13
Wilbanks, Johnie	2	3	10	3	8	0	0	1	0	0	0	0	27

**Totals:** 127 151 189 159 148 176 102 102 2 0 0 0 0 1156

# Farmington Police Dept.

Offenses for Month 8/2015 and 8/2016

9/1/2016 12:46:05 PM

	<u>2015</u>	<u>2016</u>
AGENCY ASSIST		
AA	0	1
AGGRAVATED ASSAULT		
5-13-204	0	1
ASSAULT ON FAMILY OR HOUSEHOLD MEMBER - 3RD DEGREE / APPREHENSION OF IMMINE		
5-26-309	2	0
BATTERY - 3RD DEGREE / PURPOSE OF CAUSING INJURY, CAUSES INJURY		
5-13-203A(1)	0	1
Breaking or Entering/Vehicle		
5-39-202	2	4
BURGLARY, COMMERCIAL		
5-39-201B(1)	1	0
BURGLARY, RESIDENTIAL		
5-39-201A(1)	1	0
CARELESS DRIVING		
27-51-104	1	2
CRIMINAL MISCHIEF - 1ST DEGREE / PROPERTY OF ANOTHER VALUE \$500 OR MORE		
5-38-203C	1	0
CRIMINAL MISCHIEF - 1ST DEGREE / PROPERTY OF ANOTHER W/VALUE OF \$1,000 OR LESS		
5-38-203B(1)	0	1
CRIMINAL MISCHIEF - 1ST DEGREE / PROPERTY OF ANOTHER W/VALUE OVER \$1000 BUT \$5,000 OR LESS		
5-38-203B(2)	1	0
CRIMINAL MISCHIEF - 2ND DEGREE / PURPOSELY TAMPERS		
5-38-204(a)(2)	1	0
DISORDERLY CONDUCT		
5-71-207	1	0
DOMESTIC BATTERING - 3RD DEGREE / PURPOSE OF CAUSING INJURY, CAUSES INJURY		
5-26-305A(2)	1	3
DRIVING ON SUSPENDED LICENSE		
27-16-303	1	0
DWI (UNLAWFUL ACT)		
5-65-103A	1	2
DWI - DRUGS (UNLAWFUL ACT)		
5-65-103B	1	0
DWI - OPERATION OF VEHICLE DURING DWI LICENSE SUSPENSION OR REVOCATION		
5-65-105	0	1
FAILURE TO APPEAR		
5-54-120	7	4
FAILURE TO PAY FINES & COSTS		

	<u>2015</u>	<u>2016</u>
5-4-203	7	7
Failure to Pay Registration/No Vehicle License		
27-14-903	1	0
FALSE IMPRISONMENT - 2ND DEGREE / INTERFERES WITH ANOTHER PERSONS LIBERTY		
5-11-104A	0	2
FORGERY		
5-37-201	1	1
FRAUDULENT USE OF A CREDIT CARD / CARD OR ACCOUNT NUMBER IS STOLEN		
5-37-207A(1)	0	1
HARASSING COMMUNICATIONS / TELEPHONE, TELEGRAPH, MAIL, OR ANY WRITTEN FORM		
5-71-209A(1)	1	1
Interference with Emergency Communications/2nd degree/interrupts		
5-60-125	0	1
Leaving Scene of Accident/Personal Injury		
27-53-101	1	0
Leaving Scene of Accident/Property Damage		
27-53-102	1	1
No Proof Insurance		
27-22-104	1	0
POSSESSION OF A CONTROLLED SUBSTANCE - MARIJUANA		
5-64-401	0	1
POSSESSION OF DRUG PARAPHERNALIA		
5-64-443	0	1
POSSESSION OF METH OR COCAINE GT 2GM BUT LT 10GM		
5-64-419B(1)B	0	1
PUBLIC INTOXICATION / DRINKING IN PUBLIC		
5-71-212	3	2
REFUSAL TO SUBMIT		
5-65-205	1	1
SHOPLIFTING \$1,000 OR LESS		
5-36-116	0	1
THEFT \$1,000 OR LESS - ALL OTHERS		
5-36-103(b)(4)(A)	5	2
THEFT \$1,000 OR LESS - FROM BUILDING		
5-36-103(b)(4)(A)	2	3
THEFT \$1,000 OR LESS - FROM VEHICLE		
5-36-103(b)(4)(A)	2	4
THEFT \$5,000 OR LESS BUT GREATER THAN \$1000 - FROM VEHICLE		
5-36-103(b)(3)(A)	1	0
THEFT BY RECEIVING		
5-36-106	0	2
THEFT OF A FIREARM VALUED AT LESS THAN \$2,500		
5-36-103(b)(3)(B)	0	1
THEFT OF PROPERTY - LOST, MISLAID, DELIVERED BY MISTAKE		
5-36-105	1	0



	<u>2015</u>	<u>2016</u>
<b>THEFT OF PROPERTY / ALL OTHER</b>		
5-36-103A(1)	2	0
<b>THEFT OF VEHICLE VALUED AT LESS THAN \$25,000 BUT GREATER THAN \$5,000</b>		
5-36-103(b)(2)(A)	0	1
<b>UNATTENDED DEATH/NATURAL CAUSES</b>		
<b>DEATH</b>	1	0
<b>UNAUTHORIZED USE OF A VEHICLE</b>		
5-36-108	0	1
<b>VIOLATION OF A PROTECTION ORDER- MISDEMEANOR</b>		
5-53-134(b)(1)	0	1
<b>VIOLATION OF OPEN CONTAINER</b>		
2009-01	1	0
<b>Totals:</b>	<b>54</b>	<b>56</b>

# Permit Report

08/01/2016 - 08/31/2016

Permit #	Permit Date	Site Address	Permit Type	Type of Building	Description of Work	Contractor	Material & Labor	Total Fees
1364	8/29/2016	12452 Hwy 170	Electric	Residential	Electric for new house	Home owner	7,000	\$35.00
1363	8/26/2016	12452 Hwy	Building	Residential	New House	Home owner	488,000	\$1,624.00
1362	8/25/2016	117 Northaven	Plumbing/Gas	Residential	Re installation of water	West Enterprises	2,000	
1361	8/25/2016	117 Northaven	Mechanical	Residential	Re installation of furnace	West Enterprises	2,000	\$20.00
1360	8/25/2016	117 Suite A	Sign	Commercial	Sign for massage therapy		0	\$12.00
1359	8/19/2016	11224 Spring Mountain Rd	Electric	Residential	Electric for pool house	Sheldon Jones Electric	2,000	\$20.00
1358	8/19/2016	376 Eagle Ridge	Pool	Residential	New Pool	Tropical Pools and Spas	338,000	\$180.00
1357	8/19/2016	376 Eagle Ridge	Electric	Residential	Electric for pool	Lonestar Electric	2,000	\$20.00
1356	8/18/2016	264 Rheas Mill	Building	Commercial	Extending dugouts	Mad Sky Construction	5,400	\$40.00
1355	8/17/2016	157 Terry St	Building	Residential	Bathroom addition	Home owner	10,000	\$60.00
1354	8/16/2016	429 Orchard Creek	Building	Residential	New House	Brock Boyd Constructions	398,000	\$1,354.00
1353	8/15/2016	746 Rheas Mill Rd	Building	Residential	New House	Southwest Homes of Arkansas	196,000	\$748.00
1352	8/12/2016	429 Orchard Creek	Mechanical	Residential	Electric for new house	Kimbel Mechanical	10,000	\$60.00
1351	8/11/2016	117 E Main suite B	Sign	Commercial	Sign for new store	Vista Print	0	\$5.00
1350	8/11/2016	11134 Hwy 170	Mechanical	Residential	HVAC for new house	Andersons Heating and	9,700	\$60.00

1349	8/10/2016	101 E Main	Sign	Commercial	New Lit Sign	Custom Advertising of Arkansas	0	\$32.00
1348	8/10/2016	412 Goose Creek	Mechanical	Residential	HVAC for new house	Comfort Heat and Air	4,890	\$35.00
1347	8/8/2016	12303 Hwy 62	Electric	Commercial	Electrical for office	Palmer Electric	700	\$20.00
1346	8/8/2016	157 Terry St	Electric	Residential	Electric for house addition	Jimco	1,500	\$20.00
1345	8/8/2016	11134 Hwy 170	Electric	Residential	Electric for new house	Jimco	9,000	\$55.00
1344	8/8/2016	117 E Main Suite B	Sign	Commercial	New business signs, Falling Leaf Massage Therapy		0	\$40.00
								<b>\$4,440.00</b>

Total Records: 21

9/6/2016

Library  
Circulation and Patron Services

	JAN	FEB	MAR	APR	MAY	JUN	JUL	AUG	SEPT	OCT	NOV	DEC
<b>2016</b>												
Total Circulation	4,587	4,346	5,076	4,400	4,170	5,537	5,108	4,696				
YTD Circulation	4,587	8,933	14,009	18,409	22,579	28,116	33,224	37,920				
Hold Satisfied	830	744	944	833	715	854	766	816				
YTD Hold Satisfied	830	1,574	2,518	3,351	4,066	4,920	5,686	6,502				
PAC Logins	862	901	972	797	893	767	798	756				
YTD PAC Logins	862	1,763	2,735	3,532	4,425	5,192	5,990	6,746				
New Cardholders	38	26	33	44	35	57	25	30				
YTD New Cardholders	38	64	97	141	176	233	258	288				
<b>2015</b>												
Total Circulation	5,294	4,413	5,019	4,918	4,636	5,404	5,149	4,476	4,887	4,555	4,158	4,033
YTD Circulation	5,294	9,707	14,726	19,644	24,280	29,684	34,833	39,309	44,196	48,751	52,909	56,942
Hold Satisfied	927	870	1,063	1,045	862	995	994	1,014	854	896	678	754
YTD Hold Satisfied	927	1,797	2,860	3,905	4,767	5,762	6,756	7,770	8,624	9,520	10,198	10,952
PAC Logins	832	801	1,093	1,018	1,008	853	919	779	859	874	803	806
YTD PAC Logins	832	1,633	2,726	3,744	4,752	5,605	6,524	7,303	8,162	9,036	9,839	10,645
New Cardholders	47	37	23	17	26	50	33	39	73	27	27	36
YTD New Cardholders	47	84	107	124	150	200	233	272	345	372	399	435
<b>2014</b>												
Total Circulation	1,642	3,610	4,428	4,518	4,757	5,663	5,854	5,670	5,564	5,302	4,408	4,891
YTD Circulation	1,642	5,252	9,680	14,198	18,955	24,618	30,472	36,142	41,706	47,008	51,416	56,307
Hold Satisfied	212	765	814	844	866	974	954	1,044	1,034	995	815	944
YTD Hold Satisfied	212	977	1,791	2,635	3,501	4,475	5,429	6,473	7,507	8,502	9,317	10,261
PAC Logins	777	748	1,048	848	979	959	1,022	1,030	993	978	889	823
YTD PAC Logins	777	1,525	2,573	3,421	4,400	5,359	6,381	7,411	8,404	9,382	10,271	11,094
New Cardholders	13	40	51	35	42	60	61	57	43	29	21	24
YTD New Cardholders	13	53	104	139	181	241	302	359	402	431	452	476
<b>2013</b>												
Total Circulation	5,419	4,973	5,147	5,170	4,452	5,268	6,031	5,423	4,828	4,778	4,468	4,031
YTD Circulation	5,419	10,392	15,539	20,709	25,161	30,429	36,460	41,883	46,711	51,489	55,957	59,988
Hold Satisfied	1,031	943	1,004	1,050	827	1,083	1,076	953	848	969	802	670
YTD Hold Satisfied	1,031	1,974	2,978	4,028	4,855	5,938	7,014	7,967	8,815	9,784	10,586	11,256
PAC Logins	731	697	767	663	570	656	755	708	683	816	836	766
YTD PAC Logins	731	1,428	2,195	2,858	3,428	4,084	4,839	5,547	6,230	7,046	7,882	8,648
New Cardholders	33	20	35	15	2	46	36	35	16	33	14	13
YTD New Cardholders	33	53	88	103	105	151	187	222	238	271	285	298

**Library  
Computer Use**

	JAN	FEB	MAR	APR	MAY	JUN	JUL	AUG	SEP	OCT	NOV	DEC
<b>2016</b>												
Early Literacy Station Users	51	50	78	59	75	97	89	96				
YTD Early Literacy Station Users	51	101	179	238	313	410	499	595				
Users	321	334	343	322	313	319	327	443				
YTD Users	321	655	998	1,320	1,633	1,952	2,279	2,722				
Device Checkout	1	0	1	0	0	1	0	0				
YTD Device Checkout	1	1	2	2	2	3	3	3				
<b>2015</b>												
Users	362	280	286	389	279	302	343	395	347	377	395	413
YTD Users	362	642	928	1,317	1,596	1,898	2,241	2,636	2,983	3,360	3,755	4,168
Device Checkout	n/a	n/a	2	1	0	0	1	1	0	0	1	2
YTD Device Checkout	n/a	n/a	2	3	3	3	4	5	5	5	6	8
<b>2014</b>												
Users	85	271	278	298	384	361	414	464	419	433	342	368
YTD Users	85	356	634	932	1,316	1,677	2,091	2,555	2,974	3,407	3,749	4,117

**Library  
Miscellaneous Services**

	JAN	FEB	MAR	APR	MAY	JUN	JUL	AUG	SEP	OCT	NOV	DEC
2016												
Color Print Services	n/a	4	30	79	27	28	37	21				
YTD Color Print Services	n/a	4	34	113	140	168	205	226				
Copy/Print Services	1,159	1,464	1,596	1,679	2,145	1,294	1,702	1,739				
YTD Copy/Print Services	1,159	2,623	4,219	5,898	8,043	9,337	11,039	12,778				
Fax Services	15	40	42	26	36	34	27	36				
YTD Fax Services	15	55	97	123	159	193	220	256				
Notary Services	4	7	5	8	3	3	5	2				
YTD Notary Services	4	11	16	24	27	30	35	37				
Reference Transactions	154	285	350	284	270	324	327	282				
YTD Reference Transactions	154	439	789	1,073	1,343	1,667	1,994	2,276				
Scanning Services	n/a	2	13	5	30	19	13	35				
YTD Scanning Services	n/a	2	15	20	50	69	82	117				
Staff Supervised Volunteer Hours	54	49	41	66	14	10	13	19				
YTD Staff Supervised Volunteer Hours	54	103	144	210	224	234	247	266				
Test Proctor						1						
YTD Test Proctor						1	1					

Library  
Programs and Meetings

	JAN	FEB	MAR	APR	MAY	JUN	JUL	AUG	SEP	OCT	NOV	DEC
2016												
Book Club	12	11	9	12	12	9	13	14				
Calligraphy & Handlettering			14									
Children's Make & Take		2	9									
Financial Education												
Meeting Room Use	14	19	10	12	9	9	9	6				
Summer Reading Kick-off Celebration						42						
Sustainability Workshop						19						
Technology Instruction		3	2	3	4	7	2					
Upcycle Crafting			2									
WCLS presents BookTalkers Book Club	4	4	5	0	0			5				
WCLS presents Story Time		263	196	173	189							
WCLS presents Summer Reading						57	98					
WCLS presented Monthly Program Attendance	4	267	201	173	189	57	98	5				
Total Monthly Program Attendance	26	35	46	27	25	86	24	20				
Number of Juvenile Programs			2			1						
Number of WCLS Juvenile Programs		4	4	4	3	2						
Number of Young Adult Programs			1			1						
Number of WCLS Young Adult Programs	1	1	1	1	1	1		1				
Number of Adult Programs	1	2	2	1	1	3	1	1				
Number of Non-library Meeting Room Events	1	2	1	1	1	1	1	1				

**Library  
Daily Visitors**

	JAN	FEB	MAR	APR	MAY	JUN	JUL	AUG	SEP	OCT	NOV	DEC
<b>2016</b>												
Visits	2,458	2,778	2,996	2,596	2,640	3,027	2,649	2,779				
YTD Visits	2,458	5,236	8,232	10,828	13,468	16,495	19,144	21,923				
<b>2015</b>												
Visits	2,540	2,551	2,803	3,036	2,595	3,050	2,812	2,773	2,901	3,141	2,647	2,606
YTD Visits	2,540	5,091	7,894	10,930	13,525	16,575	19,387	22,160	25,061	28,202	30,849	33,455
<b>2014</b>												
Visits	n/a	n/a	n/a	2,916	2,772	3,236	3,366	3,085	2,579	3,236	2,459	2,724
YTD Visits	n/a	n/a	n/a	2,916	5,688	8,924	12,290	15,375	17,954	21,190	23,649	26,373



**Planning Commission Minutes**  
**July 25, 2016**

1. **ROLL CALL** – Meeting was called to order by Chairman Robert Mann. A quorum was present.

**PRESENT**

Sean Schader

Matt Hutcherson

~~Toni Bahn~~ jeh

Robert Mann, Chair

Judy Horne

Bobby Wilson

**ABSENT**

Toni Bahn

Gerry Harris

**City Employees Present:** Melissa McCarville-  
City Business Manager; Rick Brammall – City  
Inspector; Chris Brackett – City Engineer

2. **Approval of Minutes:** May 23, 2016 minutes were approved as written. The June 2016 meeting had been canceled.

3. **Comments from Citizens:** None.

**4.A. Public Hearing - Variance Request – Farmington Baptist Church – Main Street**

Geoff Bates, engineer, was present and explained the planned basketball court, drainage and paving work.

Chairman Mann called for question to approve variance with understanding that Mr. Bates would again review the finalized plans with Melissa McCarville. Passed unanimously.

**4. B. Public Hearing – Variance Request to Waive Large Scale Development Requirements - Ayers Drywall – Highway 62 West**

Randy Ritchey was present for Ayers and explained the building was for supplies storage only. No one will work in the building except to load or unload supplies. They do not want to pave entire area but just concrete driveway to building and a concrete pad in back of building.

City Engineer Chris Brackett said that regardless of waiver, Ayers still must meet all requirements for drainage and landscaping.

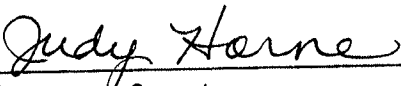
Having no public comment, Chairman Mann called for question and the commissioners voted unanimously to approve waiver but requiring drainage and landscaping requirements.


**4. C. Public Hearing – Rezoning Request – Tim E. O’Neill from R-1 to R-O - 12377 Jimmy Devault Road**

Dr. Tim O’Neill presented his request to build a dog grooming facility on the southeast corner of his property. An adjoining residence would be built for the owner of the grooming facility who wishes to move her pet salon (Vanity Fur) from Main Street to this site. It would be near the veterinary office.

There were no comments from City Engineer Brackett, audience, or commissioners. Upon vote, rezoning request was unanimously approved.

5. **Adjournment:** Having no further business, Sean Schader moved to adjourn, seconded by Jay Moore and passed unanimously.

  
\_\_\_\_\_  
Judy Horne - Secretary

  
\_\_\_\_\_  
Robert Mann - Chair